

The Atlas Copco logo is positioned in the top right corner of the image. It consists of the brand name "Atlas Copco" in a white, serif font, centered between two horizontal white bars. The background of the entire image is a close-up of a dark, textured surface, possibly a tire tread or a rough concrete surface, with a thick black hose curving across the top. The main subject is an Atlas Copco impact wrench, shown in a side profile, lying on the textured surface. The wrench has a black body with a silver-colored handle and a black trigger. The "Atlas Copco" logo is printed on the black body. The wrench is connected to a metal tool bit. In the bottom left corner, there is a teal-colored graphic element containing a technical drawing of a circular component with various dimensions and labels.

# Fabrication and Maintenance PRO range

BRING A CENTURY OF EXPERIENCE  
TO YOUR PROJECT.



W2428 ●  
Impact Wrench

● P2531  
Chipping Hammer


● SmartQic  
Coupling

● W2415  
Impact Wrench


## Content

Impact Wrenches .....	5
Ratchet Wrenches .....	12
Click Torque Wrench .....	15
Screwdrivers .....	16
Drills .....	21
Riveting Tool .....	25
Angle Grinders .....	29
Die Grinders .....	33
Sanding & Polishing .....	39
Percussive Tools .....	47

# HOME OF INDUSTRIAL IDEAS – SERVING THE INDUSTRY SINCE 1873



W2915  
Impact Wrench



MultiFlex & Atlas Copco  
ErgoQic Coupling

G2588  
Angle Grinder

# Atlas Copco tools for industrial use

**Some years ago**, we took the high quality die-cast molds used to manufacture industrial tools for production lines and produced the PRO range of hand-held tools for light industry users.

The tools were an immediate success and we continuously expanded the range with tools that demanding industrial users need to get the job done.

## Features and benefits

---

<b>Design</b>	Being Industry leaders in Ergonomics, each Atlas Copco tool is designed with “you” the user in mind.
<b>Robust</b>	Sturdy material, solid design, excellent performer. Atlas Copco tools keeps on working and gets results.
<b>Quality</b>	Built to last.
<b>Power</b>	The work gets done in record time. It’s easy to handle tough jobs with PRO.
<b>Warranty</b>	The assurance of quality and performance is a generous warranty.

**Find more information regarding spare parts, service, dimensional drawings, sustainable productivity and general recommendations:**

[www.atlascopco.com](http://www.atlascopco.com)

# Impact Wrenches



# A PUZZLE WE'VE SPENT OVER 150 YEARS ON



Screws and nuts drive you... Nuts. To master this fully we have put over 150 years into developing our tools. All the expertise, know-how and innovations we have picked up along the way go into every tool we build, and can then be added to your project. Read more at [atlascope.com](http://atlascope.com)

**BRING A CENTURY OF EXPERIENCE TO YOUR PROJECT**



PRO W2915  
Impact Wrench

*Atlas Copco*

# Impact Wrenches - Tightening tools

## W26-series


---

**Impact wrenches** are based on the same principle as using a hammer to strike a wrench when tightening a bolt or screw, building up torque impact by impact. In the case of the power impact wrench run by an air motor, the hammer is the combined mass of the rotor and the impact mechanism which delivers their kinetic energy, once or twice per revolution, to the anvil and socket, which represent the wrench in the comparison.

The advantage of impact wrenches is that they have a very high capacity relative to the weight and size of the tool. As the reaction torque is not greater than that needed to accelerate the hammer the reaction force transferred back to the operator is very small, which makes the impact wrench very exible and simple to use.

The disadvantages are the comparatively high noise level of the impact wrench and the difficulty in measuring the applied torque and consequently also the limited possibility to achieve accurate torque control.

Consequently, the impact wrench is the ideal tool for loosening rusty and stuck bolts in maintenance work in chemical plants, refineries and other heavy industries. Impact wrenches are also suitable for a variety of applications that do not re- quire the highest degree of accuracy.



*Principle of impact tools.*

## Low weight – High output

- Models with twin hammer impact mechanism for fast run down
- Models with composite housing for best power-to-weight ratio and with durable aluminum and magnesium housing
- Button controlled forward/reverse settings
- Easy one hand operation for pistol grip models
- Ergonomic handles with rubber grip



# Impact Wrenches



W2915

## W29-series

With easy operation the W29-series are your perfect partner for general assembly and tackling the toughest industrial jobs that requires high torque output.

These models features a twin hammer impact mechanism for fast run down with a composite housing for best power-to-weight ratio with four torque settings.

Easy one hand operation (Left or right handed) with button controlled torque setting (forward/reverse) with a ergonomic handle with anti-slip rubber grip.



W2910



W2911



W2920

Model	Bolt size mm	Square drive size in	Torque - Reverse Nm	Torque - Reverse Nm	Torque Range Nm	Free speed r/min	Weight kg	Air consumption l/s	Rec. hose size mm	Air inlet thread BSP	Model type	Impact mechanism	Ordering No.
W2910	M14	3/8"	310	500	150-400	6500	1.2	17	10	1/4"	Pistol	Twin hammer	8434124850
W2911	M14	1/2"	370	500	150-400	7300	1.2	17	10	1/4"	Pistol	Twin hammer	8434124851
W2915	M16	1/2"	710	1000	200-800	7700	2.0	18	10	1/4"	Pistol	Twin hammer	8434124852
W2920	M30	3/4"	1400	1500	300-1450	5500	3.2	27	13	3/8"	Pistol	Twin hammer	8434124853

Torque range (min/max) is a calculated value acc. To Skidmore. Performance is depending on air installation and type of bolted joint.



WS1001



WS1002



WS1003

Model	Square drive size in	Socket type	Number of sockets	Sockets included	Ordering No.
PRO WS1001	3/8"	Metric impact socket	13	7, 8, 9, 10, 11, 12, 13, 14, 15, 16, 17, 18, 19 mm	4112 0607 91
PRO WS1002	1/2"	Metric impact socket	14	10, 11, 12, 13, 14, 15, 16, 17, 18, 19, 21, 22, 26, 27 mm	4112 0607 92
PRO WS1003	1/2"	Metric deep impact socket	14	10, 11, 12, 13, 14, 15, 16, 17, 18, 19, 21, 22, 26, 27 mm	4112 0607 93

## W24-series

These tools features a steel, aluminum and magnesium housing and can handle tough environments providing fast rundown and tightening.

They have powerful impact mechanisms for fast run down with four torque settings.

The W24-series features compact pistol to larger straight models for many different applications.



W2415



W2410



W2411



W2412



W2427



W2420



W2425



W2428


Model	Bolt size mm	Square drive size in	Torque - Forward Nm	Torque - Reverse Nm	Torque Range Nm	Free speed r/min	Weight kg	Air consumption l/s	Rec. hose size mm	Air inlet thread BSP	Model type	Impact mechanism	Ordering No.
W2410	M10	1/4" HEX	98	110	13 - 80	7000	1	11	10	1/4"	Pistol	Twin hammer	8434124854
W2411	M10	3/8"	130	140	13 - 110	7000	1	11	10	1/4"	Pistol	Twin hammer	8434124855
W2412	M16	1/2"	250	350	100 - 300	7400	1.4	13	10	1/4"	Pistol	Twin hammer	8434124862
W2415	M16	1/2"	550	750	150 - 650	7700	2.7	20	10	1/4"	Pistol	Pin clutch	8434124856
W2420	M30	3/4"	1450	1700	650 - 1300	5600	5.4	26	13	3/8"	Pistol	Twin hammer	8434124857
W2425	M33	1"	2200	2550	700 - 1400	4500	10.2	44	19	1/2"	Pistol	Pinless	8434124858
W2427	M33	1"	1800	2200	700 - 1500	4500	6.7	36	19	1/2"	Straight	Twin hammer	8434124859
W2428	M33	1"	2200	2800	800 - 1600	5000	10.5	48	19	1/2"	Straight	Pinless	8434124860

W2415 KIT: Incl. 5 sockets. Sizes: 13, 15, 17, 19 & 24 mm.

8434124861

Torque range (min/max) is a calculated value acc. To Skidmore. Performance is depending on air installation and type of bolted joint.

# WE'VE SPENT OVER 150 YEARS SOLVING PROBLEMS OF DIFFERENT SIZES



Screws and nuts drive you... Nuts. To master this fully we have put over 150 years into developing our tools. All the expertise, know-how and innovations we have picked up along the way go into every tool we build, and can then be added to your project. Read more at [atlascope.com](http://atlascope.com)

**BRING A CENTURY OF EXPERIENCE TO YOUR PROJECT**



PRO W2915  
Impact Wrench



# Ratchet Wrenches



## Compact and powerful!

- Great power-to-weight ratio
- Robust composite housing
- Rubber grip on handle for insulation and comfort
- Easy switch between forward and reverse
- 360 degree adjustable air exhaust

# Ratchet Wrenches

## W26-series

PRO ratchet wrenches are powerful, reversible and designed for easy access in confined spaces.

The tools are light, comfortable and easy to work with, due to their robust composite housing and high power-to-weight ratios.



W2610 / W2620 / W2611 / W2621



W2630 / W2631

Model	Bolt size mm	Square drive size in	Torque range Nm	Free speed r/min	Weight kg	Length mm	Air consumption l/s	Rec. hose size mm	Air inlet thread BSP	Ordering No.
W2611	M8	1/4"	4-40	280	0.55	192	9	10	1/4"	8431 0350 11
W2610	M8	3/8"	4-40	280	0.55	192	9	10	1/4"	8431 0350 10
W2621	M12	3/8"	5-68	170	1.1	271	10	10	1/4"	8431 0350 21
W2620	M12	1/2"	5-68	170	1.1	271	10	10	1/4"	8431 0350 20
W2631	M14	3/8"	25-80	200	1.2	307	11	10	1/4"	8431 0350 31
W2630	M14	1/2"	25-80	200	1.2	307	11	10	1/4"	8431 0350 30

Torque range (min/max) is a calculated value acc. To Skidmore. Performance is depending on air installation and type of bolted joint.



WS1001



WS1002



WS1003

Model	Square drive size in	Socket type	Number of sockets	Sockets included	Ordering No.
PRO WS1001	3/8"	Metric impact socket	13	7, 8, 9, 10, 11, 12, 13, 14, 15, 16, 17, 18, 19 mm	4112 0607 91
PRO WS1002	1/2"	Metric impact socket	14	10, 11, 12, 13, 14, 15, 16, 17, 18, 19, 21, 22, 26, 27 mm	4112 0607 92
PRO WS1003	1/2"	Metric deep impact socket	14	10, 11, 12, 13, 14, 15, 16, 17, 18, 19, 21, 22, 26, 27 mm	4112 0607 93

# Torque Wrench ACTW



## CWR 'click' wrench series

The torque wrenches in our CWR series provide the distinctive "click" which is a very clear feedback when reaching the pre-set torque value. The repeatability of  $\pm 4\%$  makes them perfect for use in assembly lines. Standard drive enables the use of a wide range of suitable end fittings.



Material No	Material Desc	Size In.	Torque range Nm	Length mm	Weight Kg
8434030001	ACTW05	1/4	5-25	248	1.28
8434030002	ACTW20	3/8	20-100	428	1.5
8434030003	ACTW40	1/2	40-200	519	2.02
8434030004	ACTW150	3/4	150-750	1124	16.2
8434030005	ACTW200	1	200-1000	1254	16.2

# Screwdrivers



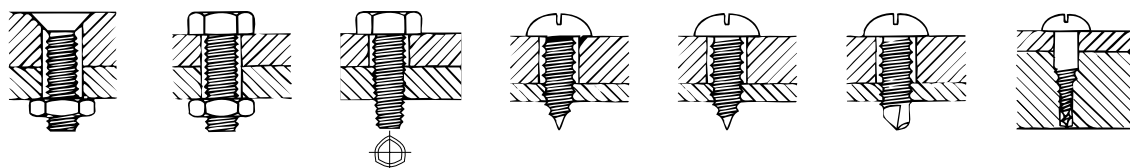


# Speed and precision!

- Different variants like shut-off and slip-clutch for precision clamping. Impact drive and direct drive for a wide variety of applications
- Well balanced and ergonomic
- Soft-start trigger for smooth operation
- 360 degree adjustable air exhaust
- Silent



## Selection guide



	Machine screw 4.8	Machine screw 8.8	Thread forming screw-M	Thread forming screw-ST	Thread forming screw-ST plastic	Self drilling screw-S	Wood screw
Impact clutch	◇	◇	◇			◇	◇
Direct drive	◇	◇	◇	◇		◇	◇
Slip clutch	◇	◇	◇	◇	◇	◇	◇
Shut-off clutch	◇	◇	◇	◇		◇	

◇ Recommended  
◇ Usable

# Pneumatic screwdrivers



S2305

## Direct Drive Screwdrivers

**Direct Drive** Screwdrivers are suitable for self-drilling and wood screws. The tools are well balanced and quiet. A soft-start trigger ensures smooth operation and the air exhaust is adjustable through 360 degrees.

Model	Torque range Nm	Free Speed r/min	Drive	Handle	Weight kg	Length mm	Air Cons l/s	Air thread	Quick chuck	Push	Push and trigger	Trigger	Ordering No.
S2305	0-12	750	Direct drive	Pistol	.9	198	5.6	1/4"	1/4"	-	-	•	8431 0257 28
S2326	0-4.5	2400	Direct drive	Pistol	.8	178	5.6	1/4"	1/4"	-	-	•	8431 0257 36



S2445-L

S2475-P

## Shut-off Screwdrivers

**Shut-off** Screwdrivers offer impressively high torque accuracy. Our fast shut-off models deliver smooth performance and high quality tightening.

Model	Torque range Nm	Free Speed r/min	Drive	Handle	Weight kg	Length mm	Air Cons l/s	Air thread	Quick chuck	Push	Push and trigger	Trigger	Ordering No.
S2443-P	0.4-4.3	1100	Shut off	Pistol	.8	182	6.5	1/8"	1/4"	•	-	-	8431 0257 43
S2475-P	1-7.5	1000	Shut off	Pistol	1.1	235	10	1/4"	1/4"	-	-	•	8431 0257 75
S2416-L	0.5-1.6	1500	Shut off	Straight	.9	230	6.0	1/4"	1/4"	-	-	•	8431 0257 82
S2445-L	0.5-4.5	1700	Shut off	Straight	.8	232	13.7	1/4"	1/4"	•	-	-	8431 0257 45
S2465-L	0.8-6.5	1000	Shut off	Straight	.8	232	14.6	1/4"	1/4"	•	-	-	8431 02 57 65



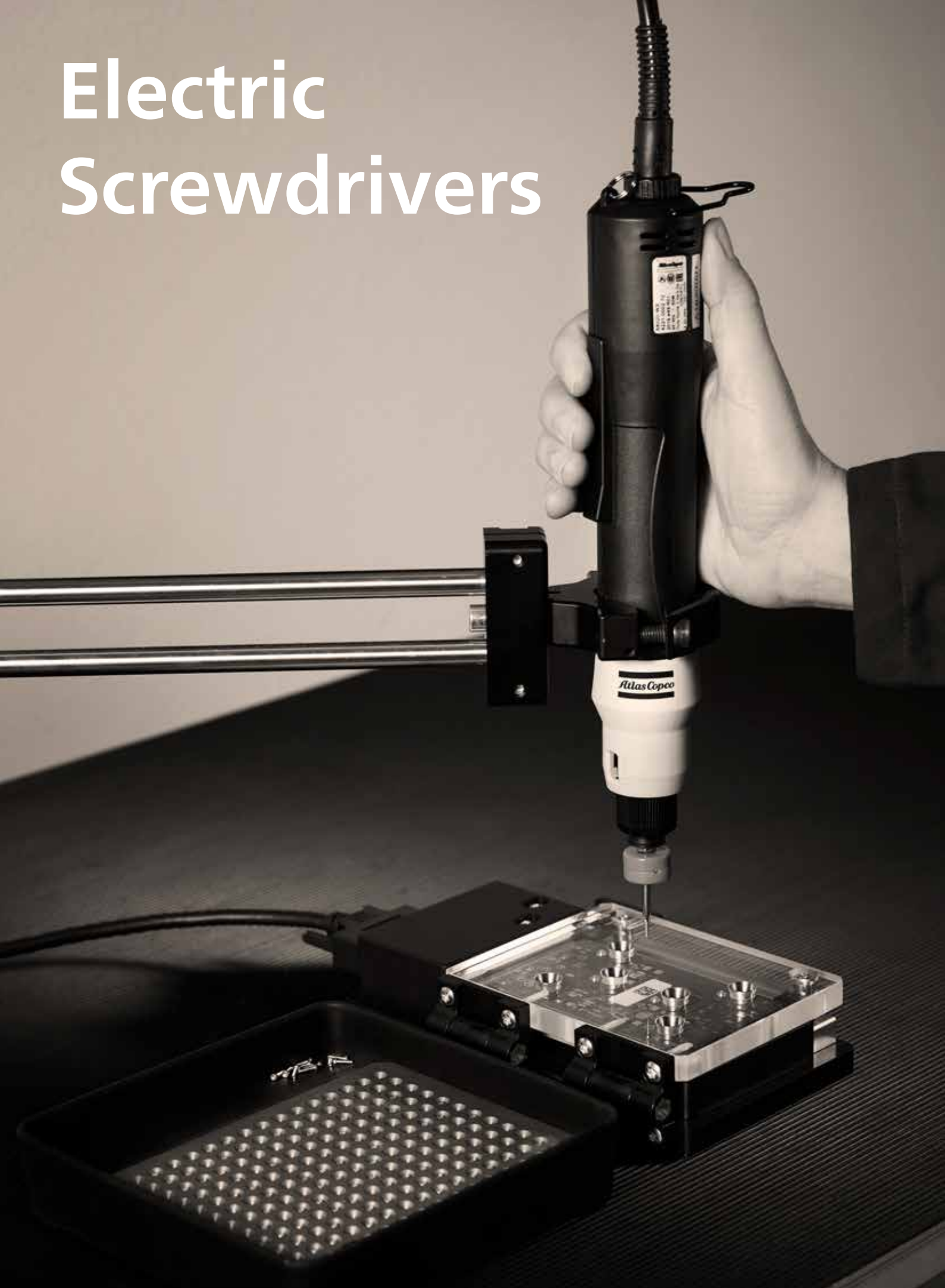
S2370-C

S2306-CE

**Slip-Clutch** Screwdrivers provide an implied pulsating force, or slip, once you reach the desired torque.

Model	Torque range Nm	Free Speed r/min	Drive	Handle	Weight kg	Length mm	Air Cons l/s	Air thread	Quick chuck	Push	Push and trigger	Trigger	Ordering No.
S2306-CE	1-6	1700	Slip clutch	Pistol	.9	190	10	1/4"	1/4"	-	-	•	8431 0257 06
S2308-C	2.5-11	950	Slip clutch	Pistol	1.1	225	8.4	1/4"	1/4"	-	•	-	8431 0257 20
S2355-CE	1.5-5.5	1700	Slip clutch	Straight	.8	207	13.1	1/4"	1/4"	-	-	•	8431 0257 55
S2370-C	2-6	1300	Slip clutch	Straight	.9	250	4.0	1/4"	1/4"	-	•	-	8431 0257 70

# Electric Screwdrivers



# Electric screwdrivers

## Handheld

The **S8 series offers** a wide variety of screwdrivers that give great speed and high precision.

Built with an ergonomic design, the low torque screwdriver S8 offers a plug & play solution for your assembly needs. The S8 series is designed to deliver great quality and increase efficiency.

- **Industrial design:** Ergonomic design for easy operator handling
- **High durability:** Build to last
- **Brushless motor:** Providing long service intervals
- **Plug & play:** Simple start-up process
- **Controllers and tools are ordered separately**



Model	Bit drive	Torque range min - max [ft lb]	Torque range min - max [cNm]	Free speed r/min	Weight kg	Weight lbs	Ordering No.
S8020	1/4" Hex	0.26-1.7	3-20	700-1000	0.46	1.01	4221 0002 73
S8020-WS	Wing shank 4 mm	0.26-1.7	3-20	700-1000	0.46	1.01	4221 0002 72
S8050	1/4" Hex	0.43-4.3	5-50	700-1000	0.46	1.01	4221 0002 74
S8120	1/4" Hex	1.3-10.4	15-120	700-1000	0.46	1.01	4221 0002 75
S8120-2000	1/4" Hex	1.3-10.4	15-120	1400-2000	0.46	1.01	4221 0002 76
S8160	1/4" Hex	1.7-13.9	20-160	700-1000	0.46	1.01	4221 0002 77
S8200	1/4" Hex	3.5-17.4	40-200	700-1000	0.46	1.01	4221 0002 78
S8250	1/4" Hex	4.3-21.7	50-250	500-750	0.46	1.01	4221 0002 79
<b>Power supply</b>							
EBS D					0.38	0.84	4221 0002 80

NOTE. Power Supply needs to be ordered separately

# Drills



# Superior hole quality!

- Well balanced and ergonomic
- High spindle accuracy
- Soft-start throttle
- Silent
- Air exhaust through handle
- Oil-free
- Available with key or quick chuck



## Selection guide

Model	r/min		Mild steel 20–30 m/min	Alloy steel 5–15 m/min	Cast iron 15–20 m/min	Aluminum & bronze 50–80 m/min	Wood and board 80–150 m/min	Composite 50–100 m/min
D2112	5,400	Drill dim. / mm	1.0–2.0	-	-	2.5–5.0	4.0–8.0a	1.0–5.0
D2116/D2160	2,400		2.5–6.0	1.0–3.0	2.0–4.0	8.0–13.0a	8.0–13.0a	-
D2163	2,000		2.5–6.0	1.0–3.0	2.0–4.0	8.0–13.0a	8.0–13.0a	-
D2121	750		8.0–13.0	3.0–8.0	7.0–13.0	-	-	-
D2148-R	750		8.0–13.0	3.0–8.0	7.0–13.0	-	-	-

a) Drill size larger than standard chuck capacity.

# Drills

## D21-Series

**PRO** drills are all-metal and designed with operator comfort in mind. They come in three different versions, pistol grip, straight grip and angle grip.

They are available with key chuck or quick change chuck.



D2121/D2121Q



D2160Q



D2163



D2112Q/D2116Q



D2112/D2116

Model	Max free speed r/min	Max output W	Chuck capacity mm	Weight kg	Air cons. at max output l/s	Rec. hose size mm	Air inlet thread BSP	Drill type handle				Chuck type		Ordering No.
								Pistol	Straight	Angle	Reversible	Key	Quick	
D2112	5400	350	0-6.5	1	10	10	1/4"	•	-	-	-	•	-	8421 0405 05
D2112Q	5400	350	1.5-10	1	10	10	1/4"	•	-	-	-	-	•	8421 0405 10
D2116	2400	350	1-10	1	10	10	1/4"	•	-	-	-	•	-	8421 0405 13
D2116Q	2400	350	1.5-10	1	10	10	1/4"	•	-	-	-	-	•	8421 0405 15
D2116-R	2400	350	1-10	1	10	10	1/4"	•	-	-	•	•	-	8421 0405 16
D2116-RQ	2400	350	1.5-10	1	10	10	1/4"	•	-	-	•	-	•	8421 0405 17
D2121	750	350	2-13	1.4	10	10	1/4"	•	-	-	-	•	-	8421 0405 21
D2121Q	750	350	1.5-13	1.4	10	10	1/4"	•	-	-	-	-	•	8421 0405 25
D2148-R	750	250	2-13	1.5	10	10	1/4"	•	-	-	•	•	-	8421 0407 03
D2148-RQ	750	250	1.5-13	1.5	10	10	1/4"	•	-	-	•	-	•	8421 0407 05
D2160	2400	460	1-10	0.9	11	10	1/4"	-	•	-	-	•	-	8421 0410 16
D2160-Q	2400	460	1.5-10	0.9	11	10	1/4"	-	•	-	-	-	•	8421 0410 20
D2163	2000	330	1-10	1.1	9	10	1/4"	-	-	•	-	•	-	8421 0410 08
D2163-Q	2000	330	1.5-10	1.1	9	10	1/4"	-	-	•	-	-	•	8421 0410 15

\*all models available in both BSP and NPT based on country BOM  
 \* all models have 3/8" -24 attachment thread size.

## Accessories

PN	Description	Min chuck capacity mm	Max chuck capacity mm	Thread size	L mm	D mm	Weight Kg
<b>KEY CHUCK</b>							
4110204580	Yukiwa chuck (0.5 - 6.5mm)	0.5	6.5	3/8 - 24	54	32	0.16
4110204581	Yukiwa chuck (0.8 - 10mm)	0.8	10	3/8 - 24	62.5	36.1	0.213
4110204583	Yukiwa chuck (2 - 13mm)	2	13	3/8 - 24	73	42.8	0.388
4021028300	Röhms chuck (0.5 - 6.5mm)	0.5	6.5	3/8 - 24	42.5	29.3	0.13
4021028902	Röhms chuck (1.5 - 13mm)	1.5	13	3/8 - 24	59	42.4	0.38
4021041600	Jacobs chuck (0.8 - 10mm)	0.8	10	3/8 - 24	49.5	34.5	0.24
4021041601	Röhms chuck (1 - 10mm)	1	10	3/8 - 24	49.5	33.4	0.23
4021049500	Röhms chuck (0.5 - 8mm)	0.5	8	3/8 - 24	42.5	29.3	0.14
<b>KEYLESS CHUCK</b>							
4021040000	Röhms chuck (0.3 - 6.5mm)	0.3	6.5	3/8 - 24	59.5	32	0.29
4021040100	Röhms chuck (0.3 - 8mm)	0.3	8	3/8 - 24	61.5	32	0.30
4021040200	Röhms chuck (0.5 - 10mm)	0.5	10	3/8 - 24	66	35	0.41
4021040300	Röhms chuck (1 - 13mm)	1	13	3/8 - 24	76.3	40	0.60
4021049600	Jacobs chuck (1.5 - 13mm)	1.5	13	3/8 - 24	64.6	42.7	0.31
4021049700	Jacobs chuck (1 - 10mm)	1.5	10	3/8 - 24	55.2	45.3	0.21

Exhaust air hose ( D2112, D2116, D2121)	4210 2053 00
Exhaust air hose (2148-R)	4210 2929 00
Exhaust air hose (D2163, D2163)	4150 1077 80
Support handle (D2163)	4110 1355 85
Support handle (D2160)	4110 1355 81

## Productivity Kit

Model	Economical air flow	Hose, 5 m	Coupling	Lubrication	Ordering No.
<b>For drills and nutrunners with 1/4" BSP air inlet</b>					
MIDI Optimizer F/RD EQ10-C13-1/4"	21 l/s	Cablair 13 mm	ErgoQIC 10	Yes	8202 0850 11





# PRO Riveting Tool Pop and Nut

R1005-R1006-R2012

# BENEFITS OF RIVETING



Less financial, technical risk

Single fastening component

Fastening with one sided access

Semipermanent fastening

Vibration resistant fastening

Joins different materials



## APPLICATION EXAMPLE

- ▶ White goods industries
- ▶ Automotive, trailers, trucks
- ▶ Lighting, advertising Panels
- ▶ Elevator, escalator
- ▶ Heating pumps, cooling system
- ▶ Ventilation ducts
- ▶ Ladders and scaffolding
- ▶ Railway public transportation
- ▶ Panel builder, Industrial furniture
- ▶ Solar panels installations

# OUR SOLUTION TO RIVETING

Well balanced designed for best ergonomics and to minimize vibrations and noise.

Reliable tools with hardened steel pulling mechanism for endurance and a plastic body designed for better grip and lower weight.

Easy tool setup with clear steps.

Simple maintenance procedure.



## POP RIVETING TOOLS



R1005



R1006

AC Part NO.	Item Name	pulling force	Max rivets (D)	Max Mandrel (dm)	weight	Air Consumption / Rivet	Stroke range
8426100500	R1005	11000N	5mm	3.2mm	1.6Kg	2.3 Liter	18mm
8426100600	R1006	18000N	6.4mm	4.5mm	1.9Kg	4.8 Liter	25mm

## NUT RIVETING TOOLS



R2012

AC Part NO.	Item Name	pulling force	Max rivets	Stroke range	weight	Air Consumption / Rivet
8426201200	R2012	22000N	12mm*	10mm	2.4Kg	4 Liter

\*max thread 12mm for aluminium and steel, for stainless and hardened materials up to 10mm

## POP RIVETING CONSUMABLES Rivets offering

Name	Long rivet range mm	Used Drill bit mm	Suitable Nosepiece	D mm	L mm	Rivets/box	Material	Shear force N	Shear force N	Ordering No.	Suitable tool
LR-AS 3.2X8.0	0.5 - 5.0	3.3	17/24	3.2	8.0	1000 pcs	Alu/Steel	720	1050	3520 0610 00	R1005/R1006
LR-AS 3.2X9.5	1.5 - 6.0	3.3	17/24	3.2	9.5	1000 pcs	Alu/Steel	720	1050	3520 0610 01	R1005/R1006
LR-AS 3.2X11.0	3.0 - 8.0	3.3	17/24	3.2	11.0	1000 pcs	Alu/Steel	720	1050	3520 0610 02	R1005/R1006
LR-AS 4.0X10.0	0.5 - 6.5	4.1	17/27	4.0	10.0	500 pcs	Alu/Steel	1060	1680	3520 0610 03	R1005/R1006
LR-AS 4.0X13.0	3.5 - 9.5	4.1	17/27	4.0	13.0	500 pcs	Alu/Steel	1060	1680	3520 0610 04	R1005/R1006
LR-AS 4.0X17.0	7.0 - 13.0	4.1	17/27	4.0	17.0	500 pcs	Alu/Steel	1060	1680	3520 0610 05	R1005/R1006
LR-AS 4.8X10.0	0.5 - 6.5	4.9	17/29	4.8	10.0	500 pcs	Alu/Steel	1500	2300	3520 0610 06	R1005/R1006
LR-AS 4.8X15.0	4.5 - 11.0	4.9	17/29	4.8	15.0	500 pcs	Alu/Steel	1500	2300	3520 0610 07	R1005/R1006
LR-AS 4.8X17.0	6.5 - 13.0	4.9	17/29	4.8	17.0	500 pcs	Alu/Steel	1500	2300	3520 0610 08	R1005/R1006
LR-AS 4.8X25.0	11.0 - 15.5	4.9	17/29	4.8	25.0	250 pcs	Alu/Steel	1500	2300	3520 0610 09	R1005/R1006
LR-AS 6.5X15.0	1.5 - 9.0	6.5	17/40	6.4	15.0	250 pcs	Alu/Steel	2800	4000	3520 0610 10	Only R1006
LR-AS 6.5X20.0	6.0 - 14.0	6.5	17/40	6.4	20.0	250 pcs	Alu/Steel	2800	4000	3520 0610 11	Only R1006






All the information is available on the rivets box

## NUT RIVETING CONSUMABLES Rivets offering

Name	Long rivet range mm	D mm	L mm	Drill bit mm	Nosepiece	Rivets/box	Material	Ordering No.	Force Adjustment
LN-A M5x7x13.5	0.25 - 5.00	7.0	13.5	7.1	M6	500 pcs	Aluminum	3520 0610 12	Green
LN-A M6x9x18.0	0.25 - 6.00	9.0	18.0	9.1	M6	250 pcs	Aluminum	3520 0610 13	Green
LN-A M8x11x20.0	0.50 - 6.50	11.0	20.0	11.1	M8	100 pcs	Aluminum	3520 0610 14	Yellow
LN-A M5x7x13.5	0.25 - 5.00	7.0	13.5	7.1	M5	500 pcs	Steel	3520 0610 15	Yellow
LN-A M6x9x18.0	0.25 - 6.00	9.0	18.0	9.1	M6	250 pcs	Steel	3520 0610 16	Black
LN-A M8x11x20.0	0.50 - 6.50	11.0	20.0	11.1	M8	100 pcs	Steel	3520 0610 17	Grey


All the information is available on the rivets box

Scan the codes to discover more about the PRO Riveting Tools



**Atlas Copco AB**  
 (publ) SE-105 23 Stockholm, Sweden  
 Phone: +46 8 743 80 00  
 Reg. no: 556014-2720  
 atlascopco.com

# Angle Grinders



# Increase your productivity

- Speed governor for optimal process speed and highest productivity
- Great power-to-weight ratio
- Rubber grip for insulation and comfort
- Safety lever to avoid unintentional starts
- Adjustable wheel guard

# Angle Grinders

## G24/25-series

**PRO** grinders are a popular choice for surface preparation in general industry. They are lightweight tools that deliver all the power you need, yet easy to handle.

For additional comfort they are equipped with a rubber handle grip and adjustable wheel guard. All grinders except the G2408-series are equipped with a speed governor to ensure the grinding wheel operates at optimum speed.



G2408-125



G2511



G2588


Model	Max free speed r/min	Max output kW	Max wheel dia mm	Spindle thread	Spindle length mm	Weight kg	Height over spindle mm	Air cons. at max output l/s	Air cons. at free speed l/s	Rec. hose size mm	Air inlet thread BSP	Ordering No.
G2408-100	12000	0.35	100	UNF 3/8"	17	0.9	61	9	13	10	1/4"	8423 0314 60
G2408-115	12000	0.35	115	UNF 3/8"	17	0.9	61	9	13	10	1/4"	8423 0314 78
G2408-125	12000	0.35	125	UNF 3/8"	17	0.9	61	9	13	10	1/4"	8423 0314 80
G2511-125	12000	0.9	125	M14	18	1.8	61	20	17	13	3/8"	8423 0317 00
G2511-115	12000	0.9	115	M14	18	1.8	61	20	17	13	3/8"	8423 0317 01
G2511-100	13300	0.9	100	UNF 3/8"	17	1.8	61	20	17	13	3/8"	8423 0317 02
G2588-230-M14	6600	1.7	230	M14	17	2.4	91.5	32	17	16	1/2"	8423 0132 82
G2588-180-M14	8500	1.7	180	M14	14	2.4	91.5	32	17	16	1/2"	8423 0132 88

## Accessories

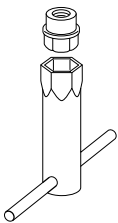
Accessories Grinders	Economical air flow	Hose, 5 m	Coupling	Lubrication
Flange depressed center wheel (incl. with tool)	-	-	-	4150 1160 02
Flange cut-off wheel (incl. with tool)	-	-	-	-
Flange nut	4150 1160 00	4150 1160 02	4112 3002 11	-
Flange nut, quick change Fixtec - M14		4150 1929 00		4150 1929 00
Support handle	4110 1355 85	4110 1355 85	4111 3002 97	4110 1355 89
Vibration damped handle	4150 1521 80	4150 1521 80	-	4150 1521 80
Cut-off kit	-	-	4112 1553 90	-
<b>Add on spot suction</b>				
Ø 125 mm	3780 4032 14	3780 4032 14	-	-
Ø 180-230 mm	-	-	3780 4032 12	3780 4032 12
<b>Alu-cut guard kit</b>				
Saw blade, Ø 125 mm for cutting applic, 30 teeth, 2 mm thick	-	4112 1164 00	-	-
Saw blade, Ø 125 mm for milling applic, 6 teeth, 4 mm thick	-	4112 1162 00	-	-



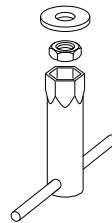
Steel wire brush  
Ø 115 mm



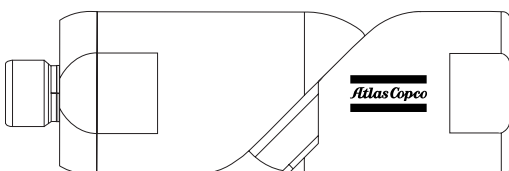
Steel wire brush  
Ø 140 mm



Attachment set for  
steel wire brush  
Ø 115 mm



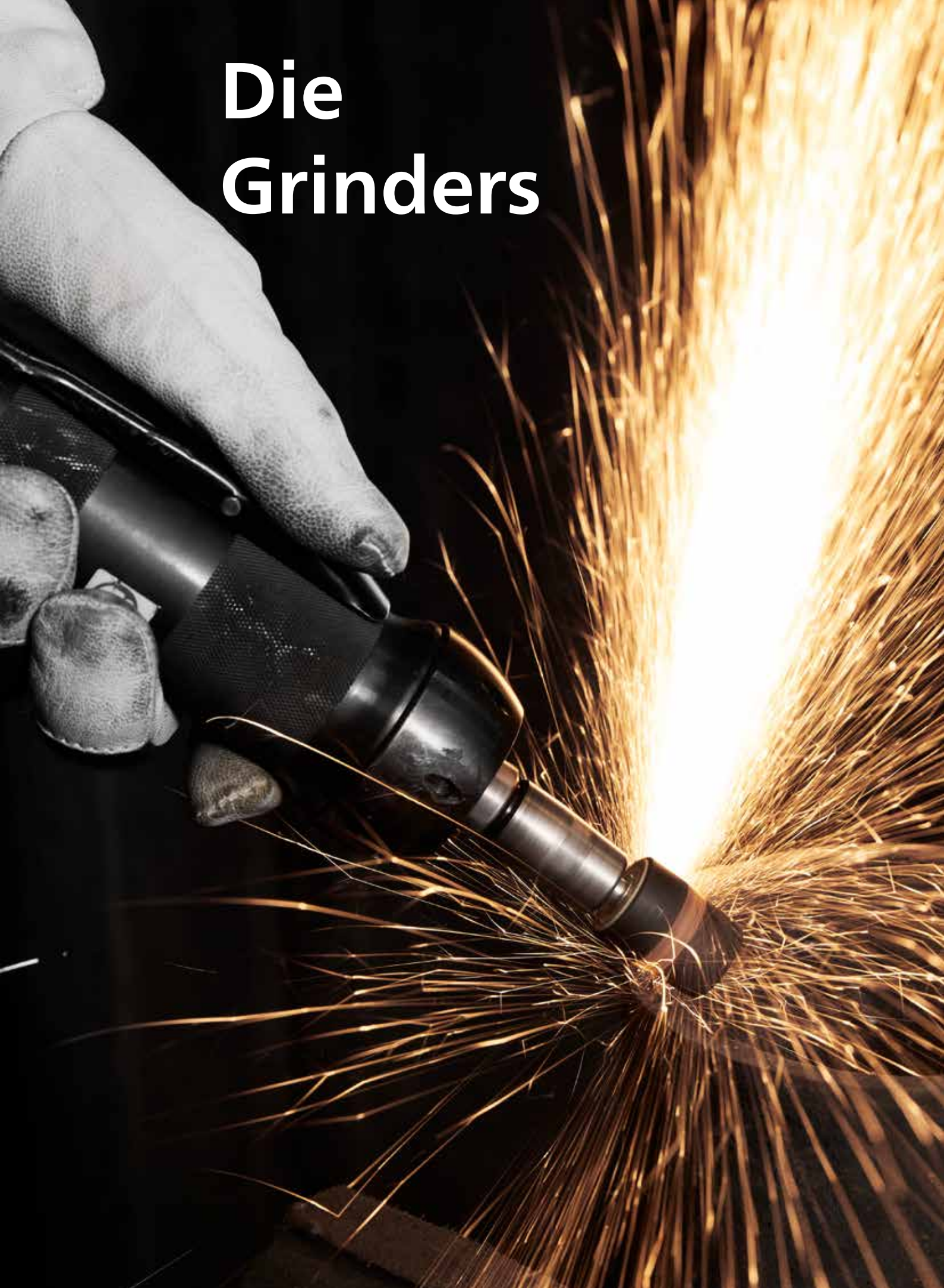
Attachment set for  
steel wire brush  
Ø 140 mm



MultiFlex



# Die Grinders



# Powerful and scatter-free

- Great power-to-weight ratio
- Speed governor for optimal grinding speed
- Safety start lever
- Unique spindle suspension that prevents burr chatter and minimizes vibration transfer

# Die Grinders



G2412-1

## G24-series

**PRO** die grinders are robust tools for grinding and finishing work in general industry.

**G2414/G2424** are equipped with speed governors for optimal process speed together with a unique dampening system that are reducing the vibrations for the operator. Extreme working conditions place high demands on tools being used. We offer **G2417/G2427** with a heavy duty, all-steel body that will fulfil these requirements.



G2422-1



G2414



G2417

Model	Max free speed r/min	Max output kW	Length mm	Weight kg	Air cons. at max output l/s	Air cons. at free speed l/s	Rec. hose size mm	Air inlet thread BSP	6 mm	1/4"	Ordering No.
<b>Straight - Standard</b>											
G2412-1	20000	0.35	178	0.5	10.3	13.0	10	1/4"	•	•	8423 0312 21
G2414-S085	8500	0.50	215	0.8	13.0	4.2	13	3/8"	•	•	8423 0312 58
G2414 S120	12000	0.75	215	0.8	16.0	5.3	13	3/8"	•	•	8423 0312 57
G2414 S150	15000	0.85	215	0.8	18.0	7.2	13	3/8"	•	•	8423 0312 56
G2414 S200	20000	0.90	215	0.8	19.0	9.0	13	3/8"	•	•	8423 0312 30
G2414 S250	25000	0.95	215	0.8	21.0	14.5	13	3/8"	•	•	8423 0312 29
<b>Straight - All steel body</b>											
G2417-S120	12000	0.66	213	1.2	13.8	4.0	13	3/8"	•	-	8423 0312 84
G2417-S180	18000	0.82	213	1.2	17.4	7.0	13	3/8"	•	-	8423 0312 83
G2417-S250	25000	0.86	213	1.2	18.5	11.0	13	3/8"	•	-	8423 0312 82
<b>Straight extended</b>											
G2422-1	20000	0.35	277	0.7	10.3	13.0	13	1/4"	•	•	8423 0312 47
G2424-S085	8500	0.44	315	1.0	13.0	4.2	13	3/8"	•	•	8423 0312 61
G2424 S120	12000	0.70	315	1.0	16.0	5.3	13	3/8"	•	•	8423 0312 60
G2424 S150	15000	0.75	315	1.0	18.0	7.2	13	3/8"	•	•	8423 0312 59
G2424 S200	20000	0.85	315	1.0	19.0	9.0	13	3/8"	•	•	8423 0312 55
G2424 S250	25000	0.90	315	1.0	21.0	14.5	13	3/8"	•	•	8423 0312 62
<b>Straight extended - All steel body</b>											
G2427-S250	25000	0.86	338	1.6	18.5	11.0	13	3/8"	•	-	8423 0312 86
G2427-S180	18000	0.82	338	1.6	17.4	7.0	13	3/8"	•	-	8423 0312 87
G2427-S120	12000	0.66	338	1.6	13.8	4.0	13	3/8"	•	-	8423 0312 88
<b>Straight - Standard - Low Speed</b>											
G2440	4300	0.55	216	0.9	5.7	7.0	10	1/4"	•	•	8423 0312 20



G2451

**G2451** is a lightweight, high-speed die grinder for light grinding and precision work. It has a robust aluminum housing with a plastic cover and comes with an exhaust air hose.

Model	Max free speed r/min	Max output kW	Length mm	Weight kg	Air cons. at free speed l/s	Rec. hose size mm	Air inlet thread BSP	Collet size		Ordering No.
								3 mm	1/8"	
G2451	80000	0.080	140	0.48	2.7	5	1/4"	•	•	8423 0313 01

Hose included

## Accessories

For model G2412, G2414, G2422, G2424	Ordering No.
3 mm	4150 1049 81
6 mm	4150 1049 83*
8 mm	4150 1049 84
1/8"	4150 1049 85
1/4"	4150 1049 88*

\*Collet included with tool

For model G2451	Ordering No.
3 mm	4112 1380 00*
1/8"	4112 1381 00*
1/12"	4112 1381 01

\*Collet included with tool

For model G2417, G2427	Ordering No.
Collets	
Collet Ø 1/4"	4150 0076 00
Collet Ø 3 mm	4150 0081 00
Collet Ø 5 mm	4150 0075 01
Collet Ø 6 mm	4150 0075 00
Collet Ø 8 mm	4150 0074 00
Collet nut	4150 0760 00
Collet holder and collet nut	4110 0844 90
Extension 75 mm (3")	4150 0674 00

## Productivity Kits

Model	Economical air flow	Hose, 5 m	Coupling	Lubrication	Ordering No.
<b>For percussive tools and grinders with 3/8" BSP air inlet incl. whip hose</b>					
MIDI Optimizer F/RD EQ10-R13-W		21 l/s	Rubber 13 mm	ErgoQIC 10	8202 0850 14
<b>For percussive tools and grinders, incl. whip hose, no tool nipple included</b>					
MIDI Optimizer F/RD EQ10-R13-W		21 l/s	Rubber 13 mm	ErgoQIC 10	8202 0850 15
<b>For grinders and nutrunners with 3/8" BSP air inlet</b>					
MIDI Optimizer F/RD EQ10-T13		21 l/s	Turbo 13 mm	ErgoQIC 10	8202 0850 17
<b>For grinders and nutrunners with 1/2" BSP air inlet</b>					
MIDI Optimizer F/R EQ10-T13		21 l/s	Turbo 13 mm	ErgoQIC 10	8202 0850 04
MIDI Optimizer F/RD EQ10-T13		21 l/s	Turbo 13 mm	ErgoQIC 10	8202 0850 13

# Die Grinders

## Reference table

Tools and abrasives for normal grinding applications

Grinding applications	Grinders					
	Die grinders	Vertical grinders	Geared turbine grinders	Angle grinders	Straight grinders	Sanders
<b>Die grinding with:</b>						
• Rotary burr	•					
• mounted point	•					
<b>Rough grinding with:</b>						
• straight-sided wheel					•	
• depressed-center wheel		•	•	•		
• cup wheel		•	•			
• cutting-off wheel		•	•	•		
• mounted point	•					
• cone wheel					•	
<b>Surface grinding with:</b>						
• coated abrasive, dry sanding		•	•	•		
• coated abrasive, wet sanding				•		•
• nylon-coated abrasive	•	•		•		
• lambswool bonnet, etc.				•		
• wire brushes		•	•			

## Productivity and grinding economy

**Manpower and abrasives** together account for about 90% of the total cost of grinding with handheld equipment. Wages alone make up the major part of manpower costs: often as much as 80%, or nearly half of total costs. Time is definitely money. In other words, the time taken to complete the grinding task is crucially important. Reducing this time will lead to increased productivity and cost savings.

### The main factors affecting grinding time are:

- Grinder output
- Feed force
- Operator stress and physical strain
- Time spent replacing worn abrasives
- Accessibility.

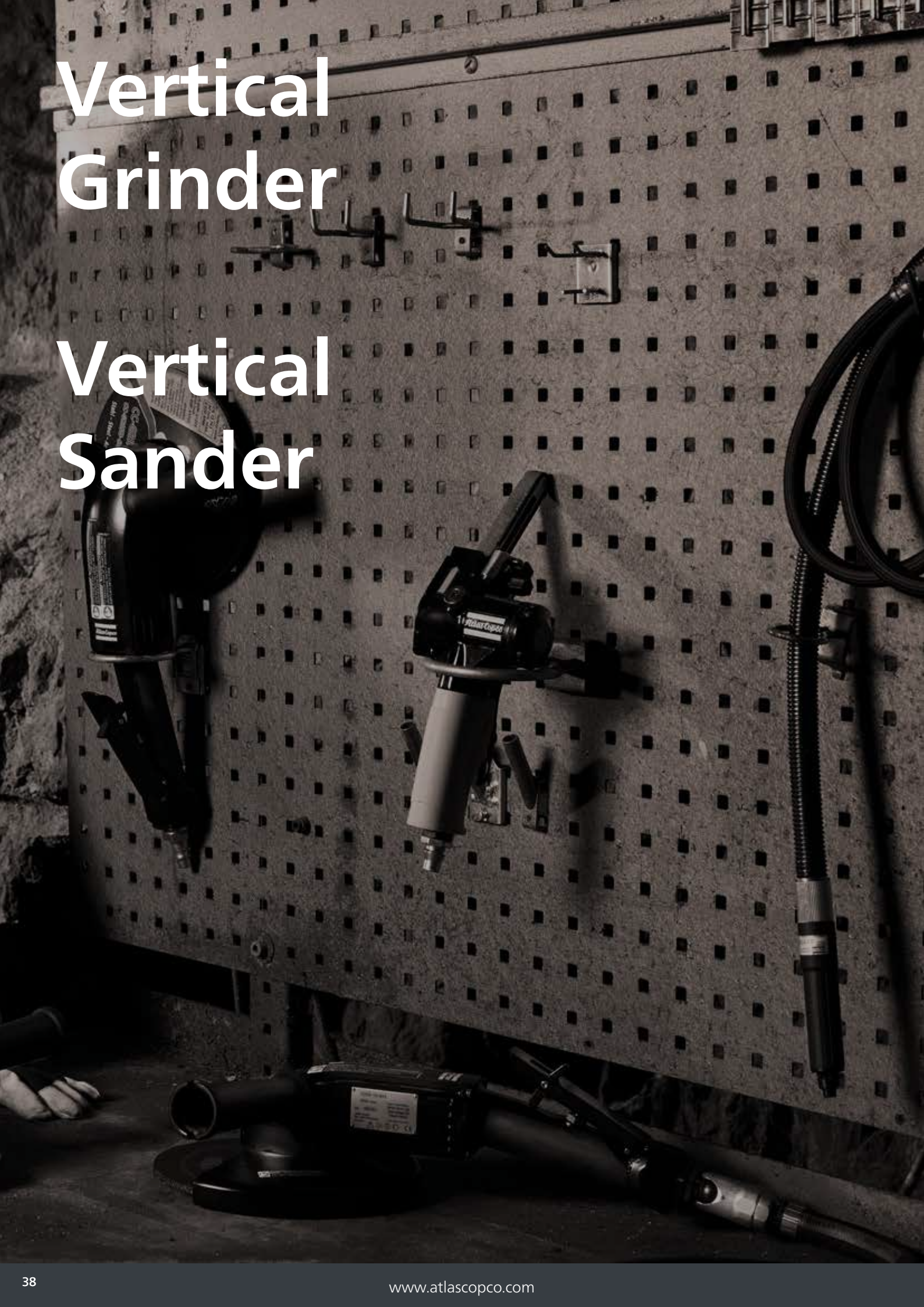
Grinder output is vital for high material removal, and is thus probably the single most important factor in total grinding economy. Yet actual performance that really exploits full grinder output or power, requires high feed force and good operator technique.

This, in turn, presupposes the correct use of quality abrasives for maximum material removal and minimum wheel wear. The ratio of material removal to abrasive wear depends on the right choice here. Based on the materials involved and tool output, it's possible to work out in advance which abrasive is needed.

There is therefore a direct correlation between good overall grinding economy and the right choice of equipment: quality tools and abrasives suited to the job in hand. This equipment should be seen as an investment in long-term productivity, not as a short-term cost. Ergonomic tool design can greatly contribute to this.

# Vertical Grinder

# Vertical Sander





G53

## Vertical Grinder

**The Pneumatic Vertical Grinder G53** is powerful and sturdy enough for the roughest grinding jobs, making it a good choice when accessibility is of minor importance. The rigid design with a vertically standing air motor and nodular cast iron cylinder gives impressively long service life and durability. Fitted with a speed governor, it keeps the rotational speed constant and increases productivity. The Vertical Grinder G53 is also equipped with a unique silencer that reduces the sound peaks created at start and shut-off

Model	Max free speed r/min	Max output kW	Max wheel dia mm	Spindle thread	Spindle length mm	Weight kg	Height over spindle mm	Air cons. at max output l/s	Air cons. at free speed l/s	Rec. hose size mm	Air inlet thread BSP	Ordering No.
G53 S085-18	8500	1.4	180	5/8-11 UNC	30	2.9	180	27	10	13	1/2"	8434 0300 09



G53

## Vertical Sander

Model	Max free speed r/min	Max output kW	Max wheel dia mm	Spindle thread	Spindle length mm	Weight kg	Height over spindle mm	Air cons. at max output l/s	Air cons. at free speed l/s	Rec. hose size mm	Air inlet thread BSP	Ordering No.
G53 S060-M14	6000	1.2	180	M14	31	2.3	180	24	7	13	1/2"	8434 0300 07
G53 S060	6000	1.2	180	5/8-11 UNC	30	2.3	180	24	7	13	1/2"	8434 0300 08

# Sanding and polishing





## For the optimal **surface finish!**

- Great power-to-weight ratio
- Speed governor for optimal sanding speed
- Rubber grip on handle for insulation and comfort
- Safety start lever
- Spot suction kit available for clean and healthy working environment

# Sanding and polishing

## Angle sanders

The **G2588 Angle Sander** is suitable for rough sanding when more power is needed. Light and powerful, this is a powerful tool for the application. Focus on operator ergonomics and productivity Available in two speeds and spindle threads.



G2588

Model	Max free speed r/min	Max output kW	Max pad dia	Spindle thread	Spindle length mm	Weight kg	Height over spindle mm	Air cons. at max output l/s	Air cons. at free speed l/s	Rec. Hose Size mm	Air inlet thread BSP	Ordering No.
G2588 S066	6600	1.7	230	UNC 5/8"	24.5	2.4	87	32	17	16	1/2	8423 0132 80
G2588 S085-M14	8500	1.7	180	M14	21	2.4	87	32	17	16	1/2	8423 0132 81

## Belt sanders

**G2410/G2420** are suitable for precision sanding where access is difficult with conventional sanders.

The head rotation provides a versatile solution for many applications.



G2410

G2420

Model	Max free speed r/min	Max output kW	Belt speed m/min	Belt dimension mm	Weight kg	Air cons. l/s	Rec. hose size mm	Air inlet thread BSP	Ordering No.
G2410	25000	275	1400	13x305	0.9	10	10	1/4"	8423 0304 10
<b>G2410 KIT</b>	<b>25000</b>	<b>275</b>	<b>1400</b>	<b>13x305*</b>	<b>0.9</b>	<b>10</b>	<b>10</b>	<b>1/4"</b>	<b>8423 0304 11</b>
G2420	22000	350	1500	19x520	1.0	11	10	1/4"	8423 0304 20

\*13x305 std, but also includes 6X305 and 13x305 felt belt arm

Sanding belt kit G2410	Grit size			
	40+	60+	80+	120+
3M sanding belt kit 20 pcs, 6x305mm (1/4"x12")	4170 1208 00	4170 1208 02	4170 1208 03	4170 1208 04
3M sanding belt kit 20 pcs, 13x305mm (1/2"x12")	4170 1208 05	4170 1208 06	4170 1208 07	4170 1208 08
Sanding kit G2420				
3M sanding belt kit 20 pcs, 19x520mm (3/4"x20-1/2")	4170 1208 13	4170 1208 14	4170 1208 15	4170 1208 16

Felt belt kit G2410	Coars	Medium	Very fine
3M Scotch-brite felt belt kit 10pcs, 13x305mm (1/2"x12")	4170 1210 00	4170 1210 01	4170 1210 02

G2410 Accessories	Ordering No.
Contact arm sanding belts 13 x 305mm (1/2"x12")(std arm)	4112 3007 88
Contact arm sanding belts 3 & 6 x 305mm (1/8" & 1/4"x12")	4112 3007 78
Contact arm felt belts 13 x 305mm (1/2"x12")	4112 3007 79
Service kit motor	4081 0501 90
Service kit general	4081 0502 90
Service kit belt support	4081 0503 90

G2420 Accessories	Ordering No.
Contact arm sanding belts 19 x 520mm (3/4"x20-1/2")(std arm)	4112 3008 83
Contact arm sanding belts 19x460mm (3/4"x18")	4112 3008 81
Service kit motor	4081 0520 90
Service kit general	4081 0519 90
Service kit belt support	4081 0521 90

# Sanding and polishing

## Pistol sanders 175-270 W

Pistol grip sanders for pad size 75 to 125 mm. **G2502** is a powerful sander for heavy sanding, **G2302** is a small sander for lighter sanding jobs. Both models are reliable, durable and easy to work with.



G2302



G2502



G2302-KIT

Model	Max free speed r/min	Max output kW	Max pad dia mm	Weight kg	Spindle thread	Air cons. l/s	Rec. hose size mm	Air inlet thread BSP	Ordering No.
G2302	17000	0.175	75	0.6	UNC 1/4"	9	10	1/4"	8423 0312 14
<b>G2302 KIT</b>	<b>17000</b>	<b>0.175</b>	<b>75</b>	<b>0.6</b>	<b>UNC 1/4"</b>	<b>9</b>	<b>10</b>	<b>1/4"</b>	<b>8423 0312 15</b>
G2502	12000	0.270	125	1	UNF 3/8"	12	10	1/4"	8423 0312 05

## Random orbital sanders

**G2438** orbital sanders are ideal for precise and efficient sanding for fine surfaces using one hand..

The tools are compact with a composite housing. With three different orbital diameters as well as different dust suction solutions, the range covers virtually every need.



G2438-N - No suction



G2438-C - Central suction



G2438-I - Self suction

Model	Max free speed r/min	Max output W	Max pad dia mm	Orbit dia mm	Weight kg	Spindle thread	Air cons. at free speed l/s	Rec. hose size mm	Air inlet thread BSP	Extraction			Ordering No.
										No suction	Central suction	Self suction	
G2428-10	9000	180	150	10	1.5	UNF 5/16"	9	10	1/4"	•	-	-	8423 2810 16
G2438-6.3N	12000	160	150	2.5	0.9	UNF 5/16"	9	10	1/4"	•	-	-	8423 0313 10
G2438-6.5N	12000	160	150	5	0.9	UNF 5/16"	9	10	1/4"	•	-	-	8423 0313 05
G2438-6.10N	12000	160	150	10	0.9	UNF 5/16"	9	10	1/4"	•	-	-	8423 0313 12
G2438-6.3I	12000	160	150	2.5	1	UNF 5/16"	9	10	1/4"	-	-	•	8423 0313 20
G2438-6.5I	12000	160	150	5	1	UNF 5/16"	9	10	1/4"	-	-	•	8423 0313 15
G2438-6.10I	12000	160	150	10	1	UNF 5/16"	9	10	1/4"	-	-	•	8423 0313 17
G2438-6.3C	12000	160	150	2.5	0.9	UNF 5/16"	9	10	1/4"	-	•	-	8423 0313 30
G2438-6.5C	12000	160	150	5	0.9	UNF 5/16"	9	10	1/4"	-	•	-	8423 0313 25
G2438-6.10C	12000	160	150	10	0.9	UNF 5/16"	9	10	1/4"	-	•	-	8423 0313 27

## Accessories

Model	Ordering No.
<b>Pads for G2438</b>	
125 mm Velcro 6 hole	4112 6106 04
125 mm Vinyl no hole	4112 6106 01
125 mm Velcro no hole	4112 6106 03
150 mm Velcro 6 hole	4112 1369 00
150 mm Velcro no hole	4112 1363 00
<b>Pads for G2428-10</b>	
150 mm Velcro 6 hole	4112 6103 16
150 mm Vinyl 6 hole	4112 6105 06
150 mm Velcro no hole	4112 6102 10
150 mm Vinyl no hole	4112 6104 00

# Sanding and polishing

## Angle polishers

**G2406/7** polishers are designed to be powerful and robust.

These tools can be used with lambswool pads and various sponges for an optimal surface finish.



G2406



G2407

Model	Max free speed r/min	Max output kW	Rec. pad dia mm	Spindle thread	Spindle length mm	Weight kg	Air cons. at free speed l/s	Rec. hose size mm	Air inlet thread BSP	Ordering No.
G2406	2000	350	125-200	UNF 3/8"	17	1.4	10	10	1/4"	8423 0304 88
G2407 M14	3400	350	125-200	M14	12	1.4	10	10	1/4"	8423 0304 55
G2407	3400	350	125-200	UNF 3/8"	17	1.4	10	10	1/4"	8423 0304 77

## Accessories


Velcro pads	Ordering No.
150 mm Velcro pad, thread UNC 5/8". Maximum speed 2 500 r/min. To be used together with Velcro sponge heads or Velcro lambswool bonnet.	4112 6092 15
Lambswool bonnet 150 mm with Velcro fitting. Maximum speed 2 500 r/min.	4112 6093 15
150 Velcro sponge head, maximum speed 2 500 r/min, White, Dense, firm sponge head for compounding 2-pack paint systems. Excellent result with all leading makes of compound and polish.	4112 6094 15
150 mm Velcro sponge head, maximum speed 2 500 r/min, Blue Softer sponge, more open cell, for polishing and compounding of cellulose, acrylics etc.	4112 6096 15
150 mm Velcro sponge head, maximum speed 2 500 r/min, Yellow coarse sponge, open cell, for aggressive compounding including oxidized paintwork.	4112 6099 15
Threaded pads	
150 mm white sponge head pad, thread UNC 5/8". Maximum speed 4 000 r/min.	4112 6100 15
150 mm blue sponge head pad, thread UNC 5/8". Maximum speed 4 000 r/min.	4112 6101 15
180 mm soft plastic UNC 5/8" and spanner. Maximum speed 8 000 r/min.	4170 0756 80
UNF 3/8"-24 x M14 Spindle thread adaptor. (To be used with M14 threaded pads.)	4021 0435 00
UNF 3/8" x UNC 5/8" Spindle thread adaptor. (To be used with 5/8" threaded pads. Included with tool.)	4021 0434 00
Exhaust air hose	4150 1077 80



## Productivity Kit

Model	Economical airflow	Hose 5 m	Coupling	Lubrication	Ordering No.
MIDI Optimizer F/RD EQ10-R13-W	21 l/s	Rubber 13 mm	ErgoQIC 10	Yes	8202 0850 15

# Percussive Tools






# We have an ergonomic solution

- No additional tools required for changing needles.
- Lightweight tool, offering one-handed operation.
- Low vibration improves operator control and reduces risk of vibration-related injuries.
- Low vibration, heavy duty design.



**Flexibility:** Atlas Copco needle scalers convert to chisel scalers in seconds. Low vibration needle and chisel scalers can be fitted with vacuum shrouded front tubes to control dust where necessary.



# Percussive Tools

## Weld flux removal tools

**PRO** weld flux removal tools and scalers are perfect for tough applications involving removal of weld flux or paint and rust. The all-steel construction of the tools ensures durability.

The **P2540**, **P2541**, **P2550** and **P2551** tools are all vibration damped and available in in-line and pistol grip configurations.

The compact **P2520** is a good choice for weld flux removal.



P2520



P2540



P2541


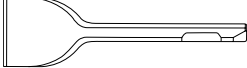
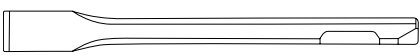





P2550



P2551

Model	Blows Hz	Stroke mm	Energy per blow J	Length mm	Weight kg	Bushing mm	Air cons. l/s	Rec. hose size mm	Air inlet thread BSP	Bushing square type	Ordering No.
P2520	90	16	1.6	182	1	12.7	2.4	6.3	1/4"	•	8425 0103 15
P2540	40	11	-	340	2.7	-	8	10	1/4"	-	8425 0103 40
P2541	40	11	-	370	2.35	-	8	10	1/4"	-	8425 0103 41
P2550	40	11	3	395	3.2	12.7	8	10	1/4"	•	8425 0103 50
P2551	40	11	3	435	2.95	12.7	8	10	1/4"	•	8425 0103 51

	Designation	Blade width	Chisel length	For tool	Ordering No.
	Flat chisel	19 mm	178 mm	P2550/51	3085 0400 47
	Wide flat chisel	64 mm	178 mm	P2550/51	3085 0400 48
	Flat chisel	19 mm	254 mm	P2550/51	3085 0400 49
	Weld flux chisel	35 mm	178 mm	P2550/51	3085 0400 50
	Thin chisel	6 mm	203 mm	P2550/51	3085 0400 51
	Chisel blank	12.7 mm	155 mm	P2520	3085 0400 00
		12.7 mm	200 mm	P2520	3085 0400 01
		12.7 mm	250 mm	P2520	3085 0400 02
	Flat chisel	14.8 mm	155 mm	P2520	3085 0400 03
		14.8 mm	200 mm	P2520	3085 0400 04
		14.8 mm	250 mm	P2520	3085 0400 05
	Flux chisel	25 mm	155 mm	P2520	3085 0400 06
		25 mm	200 mm	P2520	3085 0400 07

## Needles

Designation	Length mm	Ordering No.
Set of 19 needles		
Steel standard	180	3512 0071 90
Stainless steel, flat ends	180	3512 0072 90
Beryllium copper flat ends	180	3512 0073 90

## Modules\*

Designation	Ordering No.
Dust shroud	4112 1546 04
Inline body	4112 3009 93
Pistol grip body	4112 3009 94
Chisel module	4112 1554 90
Needle module	4112 1555 90

Dust shroud



Dust shroud

Needle module



Chisel module



Piston unit



In-line body



Pistol grip body



## Weld flux removal tools

Model	Economical air flow	Hose 5 m	Coupling	Lubrication	Ordering No.
<b>For percussive tools and grinders with 3/8" BSP air inlet incl. whip hose</b>					
MIDI Optimizer F/RD EQ10-R13-W	21 l/s	Rubber 13 mm	ErgoQIC 10	Yes	8202 0850 14
<b>For percussive tools and grinders, incl. whip hose, no tool nipple included</b>					
MIDI Optimizer F/RD EQ10-R13-W	21 l/s	Rubber 13 mm	ErgoQIC 10	Yes	8202 0850 15

# Percussive Tools

## Chipping Hammers

**PRO** chipping hammers are available as pistol grip versions for lighter applications.

The bigger D-handle models are suitable for heavy duty applications.



P2535-H



P2530-H



P2531-H



P2536-H



P2539-H

Model	Blows Hz	Stroke mm	Energy per blow J	Length mm	Weight kg	Bushing mm	Air cons. l/s	Rec. hose size mm	Air inlet thread BSP	Bushing type		Ordering No.
										Hex	Round	
P2530-H	60	38	1.3	140	1.1	10.2	5.8	10	1/4"	•	-	8425 0206 15
P2530-R	60	38	1.3	140	1.1	10.2	5.8	10	1/4"	-	•	8425 0206 16
P2531-H	50	45	4.5	193	1.5	10.2	6.7	10	1/4"	•	-	8425 0206 20
P2531-R	50	45	4.5	193	1.5	10.2	6.7	10	1/4"	-	•	8425 0206 21
P2535-H	50	45	4.5	273	2.5	12	7	10	1/4"	•	-	8425 0206 30
P2535-R	50	45	4.5	273	2.5	14	7	10	1/4"	-	•	8425 0206 31
P2536-H	50	25	8.1	301	5	17.5	10	13	3/8"	•	-	8425 0206 35
P2539-H	28	102	21.2	425	6.8	17.5	11	13	3/8"	•	-	8425 0206 50

## Productivity Kits

Model	Economical air flow	Hose 5 m	Coupling	Lubrication	Ordering No.
<b>For percussive tools and grinders with 3/8" BSP air inlet incl. whip hose</b>					
MIDI Optimizer F/RD EQ10-R13-W	21 l/s	Rubber 13 mm	ErgoQIC 10	Yes	8202 0850 14
<b>For percussive tools and grinders, incl. whip hose, no tool nipple included</b>					
MIDI Optimizer F/RD EQ10-R13-W	21 l/s	Rubber 13 mm	ErgoQIC 10	Yes	8202 0850 15

## Selection guide – Chipping & Scaling

	Scaler	Light chipping hammer	Medium chipping hammer	Large chipping hammer
Slagging welds	•	•		
Fettling castings		•	•	•
Joint and root chipping			•	•
Sheet-metal cutting		•	•	
Rust and paint removal	•*	•		
Hole-making or light demolition			•	
Trimming concrete	•	•		

## Engraving pen



P2505

P2506

**P2505** engraving pen will give a precise result on any hard material, such as aluminum, steel or glass. The needle is easy to change and the tool is small yet durable.

**P2506** engraving pen with additional improved features as higher speeds, less vibration, and adjustable speed.

**P2506 KIT** comes with additional Round chisel, flatflat chisel, blank chisel, Anvil, and plastic carrying box.

Model	Max free speed r/min	Length mm	Weight kg	Air cons. l/s	Hose end thread	Air inlet thread Tool	Ordering No.
P2505	11400	175	0.12	0.6	1/4"	1/8"	8425 0102 72
P2506	13500	127	0,14	0,1	1/4"	1/8"	8425 0102 80
P2506 KIT	13500	127	0,14	0,1	1/4"	1/8"	8425 0102 90

\* all toles comes with flexible hose

## Accessories

Model	Ordering No.
P2505 Needle and small parts kit	4081 0068 90
P2506 Anvil used with chisels	3510 0603 00
P2506 Chisel Round nose	3510 0600 00
P2506 Chisel Flat nose	3510 0601 00
P2506 Chisel Blank nose	3510 0602 00



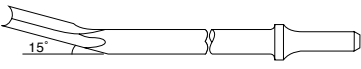

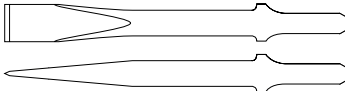

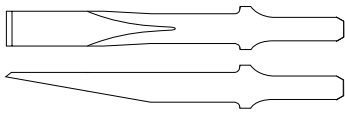
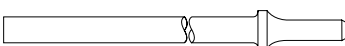

C1050

**C1050** allows you to cut through material with ease. Due to its geared mechanism the tool will not stall as a conventional air saws commonly do.



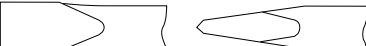

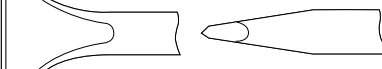
## Accessories

C1050	Ordering No.
Saw Blade 32 teeth 10pcs	4112 3008 45
Saw Blade 24 teeth 10pcs	4112 3008 46

## Accessories

	Designation	Width	Length	For tool	Ordering No.
		25 mm	250 mm	P2520, P2521, P2522	3085 0400 08
	Plate cutting chisel	13 mm	208 mm	P2530-R, P2531-R	3085 0400 09
		13 mm	208 mm	P2530-H, P2531-H	3085 0400 10
	Double edge plate cutting chisel	19 mm	155 mm	P2530-R, P2531-R	3085 0400 11
		19 mm	155 mm	P2530-H, P2531-H	3085 0400 12
	Flat chisel	20 mm	178 mm	P2530-R, P2531-R	3085 0400 13
		20 mm	178 mm	P2530-H, P2531-H	3085 0400 14
	Point chisel	3.2 mm	178 mm	P2530-R, P2531-R	3085 0400 15
		3.2 mm	178 mm	P2530-H, P2531-H	3085 0400 16
	Rivet cutter	15 mm	150 mm	P2530-R, P2531-R	3085 0400 17
		15 mm	150 mm	P2530-H, P2531-H	3085 0400 18
	Chisel blank	12.7 mm	182 mm	P2530-R, P2531-R	3085 0400 19
		12.7 mm	182 mm	P2530-H, P2531-H	3085 0400 20
	Spot weld chisel	19 mm	145 mm	P2530-R, P2531-R	3085 0400 21
		19 mm	145 mm	P2530-H, P2531-H	3085 0400 22

## Accessories

	Designation	Width	Length	For tool	Ordering No.	
	Rivet snap 3 Rivet size 3 mm		90 mm	P2530-R, P2531-R	3085 0400 23	
	Rivet snap 4 Rivet size 4 mm		90 mm	P2530-R, P2531-R	3085 0400 24	
	Rivet snap 5 Rivet size 5 mm		90 mm	P2530-R, P2531-R	3085 0400 25	
	Rivet snap 6 Rivet size 6 mm		90 mm	P2530-R, P2531-R	3085 0400 26	
	Chisel blank	16 mm	250 mm	P2535-R	3085 0400 27	
		16 mm	300 mm	P2535-R	3085 0400 28	
		16 mm	250 mm	P2535-H	3085 0400 29	
		16 mm	300 mm	P2535-H	3085 0400 30	
		20 mm	250 mm	P2536-R	3085 0400 31	
		20 mm	300 mm	P2536-R	3085 0400 32	
		20 mm	250 mm	P2536-H, P2539-H	3085 0400 33	
		20 mm	300 mm	P2536-H, P2539-H	3085 0400 34	
		Flat chisel	16 mm	200 mm	P2535-R	3085 0400 35
			16 mm	200 mm	P2535-H	3085 0400 36 Hex 11.8 back end
		20 mm	250 mm	P2536-R	3085 0400 37	
		20 mm	250 mm	P2536-H, P2539-H	3085 0400 38	
	Point chisel	16 mm	200 mm	P2535-R	3085 0400 39	
		16 mm	200 mm	P2535-H	3085 0400 40	
		20 mm	250 mm	P2536-R	3085 0400 41	
		20 mm	250 mm	P2536-H, P2539-H	3085 0400 42	
	Wide flat chisel	25 mm	200 mm	P2535-R	3085 0400 43	
		25 mm	200 mm	P2535-H	3085 0400 44	
		32 mm	250 mm	P2536-R	3085 0400 45	
		32 mm	250 mm	P2536-H, P2539-H	3085 0400 46 Hex 14.5 back end	

# How to use our tools safely

## Safety tips

---

Below are few tips to increase power tool safety and help avoid injury and accidents. These tips, however, are no substitute for the PRO tools safety and instruction manuals.



### Conduct a visual inspection of the tool before use

Check the tool, including hoses or fittings, for signs of damage and replace defect parts if necessary. Check for cracks in the sockets, grinding wheels, chisels, etc., and replace damaged parts if required.



### Check the free speed of the tool

Make sure the measured speed at a pressure of 6.3 bar does not exceed the rated speed of the tool. Before checking the measured speed, always remove wheels, burrs, sockets, etc.



### Use the right accessories

Always use the accessories recommended in the safety manual. Never use hand sockets with impact or ratchet wrenches. Never use a grinding wheel, burr, cone wheel, etc., marked with a speed lower than the speed of the grinder. Always disconnect the air tool before changing accessories.



### Wear safety gear

Always use appropriate safety equipment, such as goggles and earplugs. When required, wear gloves, apron and helmet. When working with materials that produce airborne particles, be sure to wear a dust mask or similar protective gear and use other equipment, such as dust extractors, to control exposure to harmful substances.



### Before grinding, test the tool

Test run the grinder in a protected area before starting work and after changing the wheel. Make sure that the space around is free from other people.



### Maintain a safe work area

Keep other people at a safe distance away from your workspace while you use the tools. Beware of hoses on the walking or work surface. Always direct exhaust air away from yourself and others. Never use an air tool in explosive atmospheres. Stay away from electric wiring because an air tool is not insulated for contact with electrical power sources.



### After work

Always disconnect your air tool after use.

## Our tools come with a manual

---

Safe hand tool operation is a fundamental tenet of PRO tool design. All of our tools have features that safeguard operators against work-related injuries and machinerelated hazards. But the best way to ensure hand tool safety is to ensure that operators use the recommended safety practices.

That is why each PRO tool comes with a safety and instruction manual that operators should read and follow when using our tools. For a copy of these manuals, contact your Atlas Copco representative or visit [www.atlascopco.com](http://www.atlascopco.com).

### For more information on safe power tool operation, please refer to the rules for tool safety from these two organizations:

Safety Code for Portable Air Tools, ANSI B186.1  
American National Standards Institute (ANSI) 11 W.  
42nd St, 13th floor, New York, NY 10036.

### Further occupational health & safety information, see web sites:

<http://www.osha.gov> (USA)

<http://europe.osha.eu.int> (Europe)



# Bring a Century of Experience to Your Project



W2411  
Impact Wrench

Smart Qic  
& Multiflex

W2428  
Impact Wrench

W2415  
Impact Wrench

Smart  
Qic Coupling

W2915  
Impact Wrench

Multiflex  
& EgroQic

